

Castleford Park Junior Academy

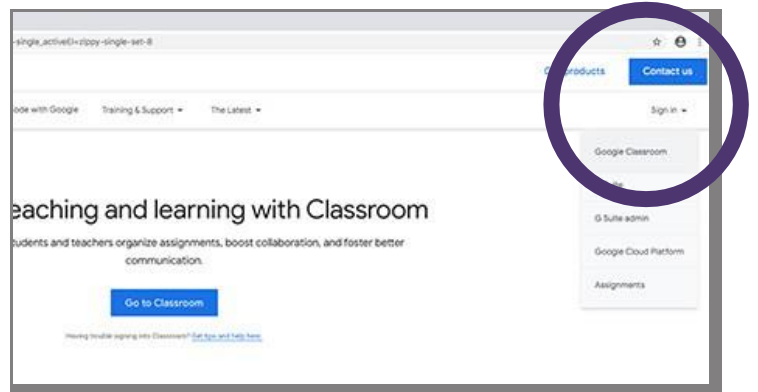
How to set up Google Classroom



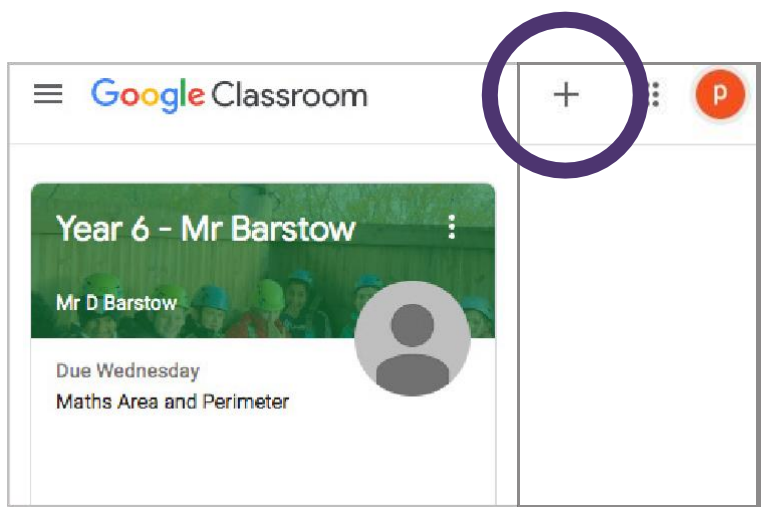
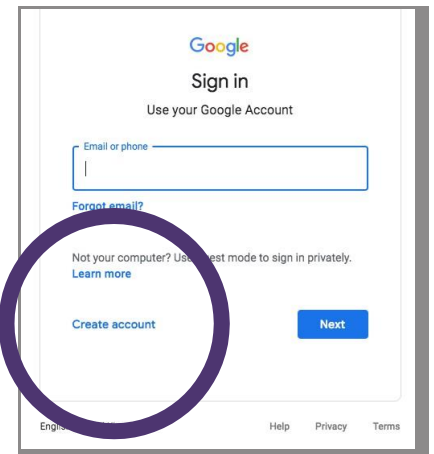
1. Create a Google Account

Go to www.classroom.google.com

click the sign in box in the top right of your screen



If you already have a google account fill in your username and password. If not then click the create an account icon at the bottom of the screen.



Once logged in to your account, click the + symbol in the top right hand corner and click join class. If you have more than one child in school you can join multiple classes.

Insert your class code:

Year 3: d3kjlzy

Year 4: jhh3i5t

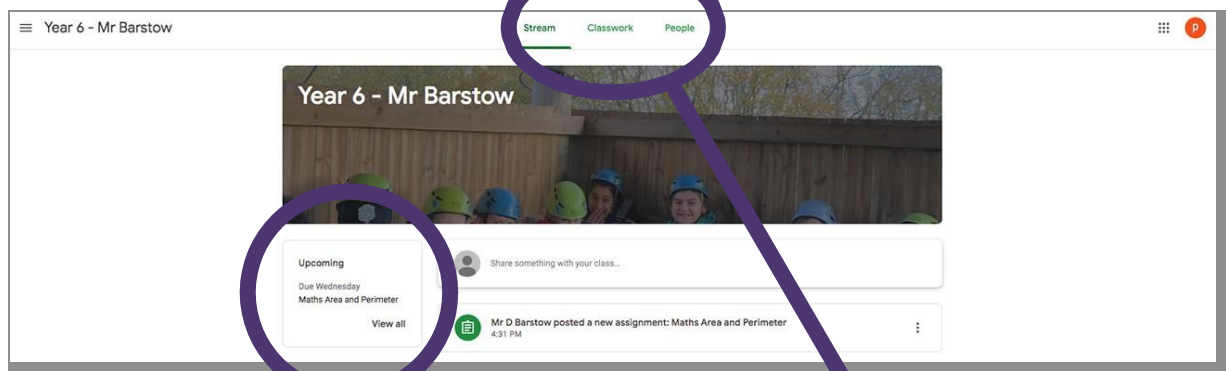
Year 5: 3dih4rs

Year 6: peweogy

How to navigate Google Classroom

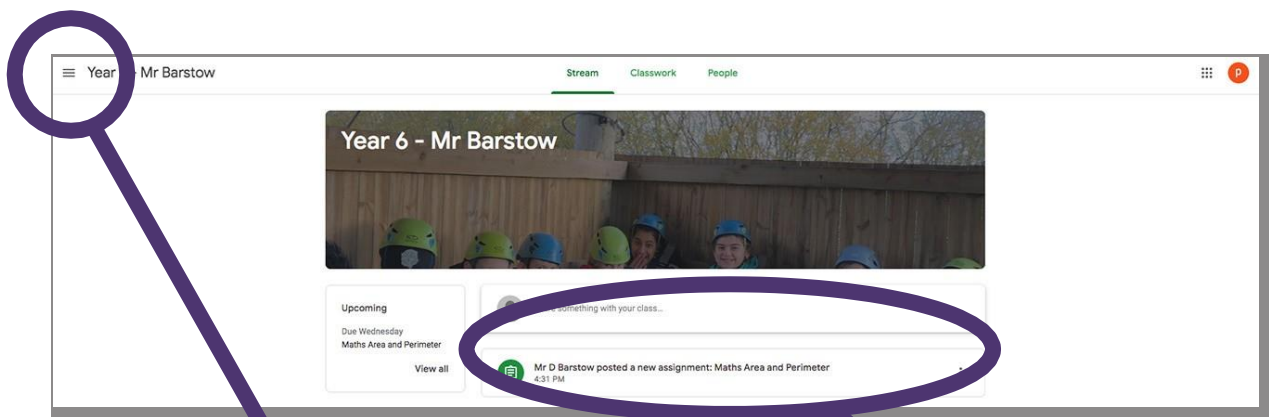


Once signed in, click your class to enter the learning environment.



Tasks that need completing

Click classwork to access lessons or how to guides



To see calendar and to do lists

Latest notification and messages from teacher

How to submit work for your teacher to see

1. Click on your to do list (see above for where that is)
2. Add your work by clicking add or create the right hand side, choose your file to upload and then click turn it in. You can include messages to your teacher how about how you did.
3. It will not be possible to mark your work like the teacher normally would but they would love to see it!

